





DISCARDING ALL SETUP INFORMATION

If you want to discard changes and reset the receiver to be the same as when it was shipped from the factory, do the following procedure:

Resetting the receiver to the factory default settings discards all Favourites Lists except the ALL CHAN list. If you have set security locks on the receiver, and the receiver is locked, these locks will not be discarded.

If the receiver is unlocked, these locks will be discarded. You cannot reset the receiver to default settings to discard a password you have forgotten, nor can an unauthorized person do so to bypass a receiver security lock.

	Remote Buttons	Menu Options
1. Press the Menu button to display the Main menu.		
2. Select the System Setup option to display the System Setup menu.		
3. Select the Installation option to display the Installation and Setup menu.		
4. Select the Factory Defaults option. The receiver displays a warning message, prompting you to confirm that you want to reset the receiver.		
5. Highlight and select the Yes option to confirm the reset. The receiver resets, and then displays the Installation and Setup menu.	